



# Who's hiding in my garden?

**Ages 3 +**


Some animals protect themselves by camouflaging their body. This means that its body is the same colour, shape or texture as the things around it, so they blend in with their environment.

This activity would be good to complete if you have been on an invertebrate hunt in your garden (see '[Who lives in my garden?](#)' activity sheet).

Below are some animals that you may find in your garden.

1. Print the pictures or draw them onto some paper or card.
2. Colour them in or if you have old magazines cut out pictures that are the same colours as the animals (green, brown, red, etc.) and stick them over the pictures.
3. Put them into your garden onto something that is a similar colour, e.g. a beetle onto the soil. Don't hide them under anything.
4. Ask someone else to see if they can find your animals, give them 2 minutes.


Which ones were the most difficult to find? Why? Do any show warning colours?



Animal: Bee

Colour: yellow/black

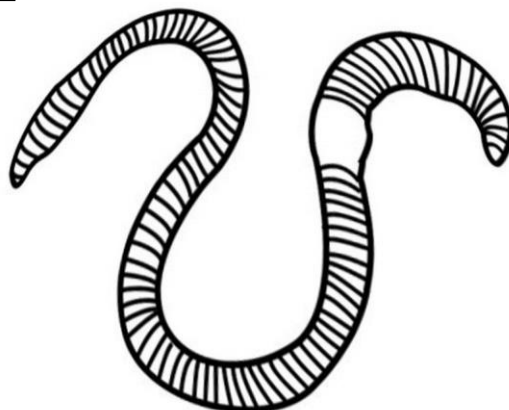
Found: near flowers



Animal: Ladybird

Colour: Red/black

Found: leaves

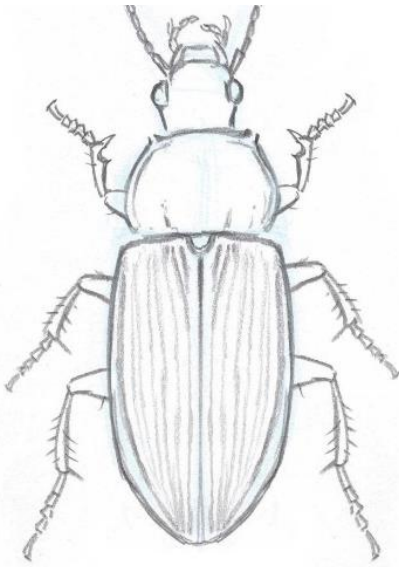


Animal: Earthworm

Colour: pink/brown

Found: soil or compost

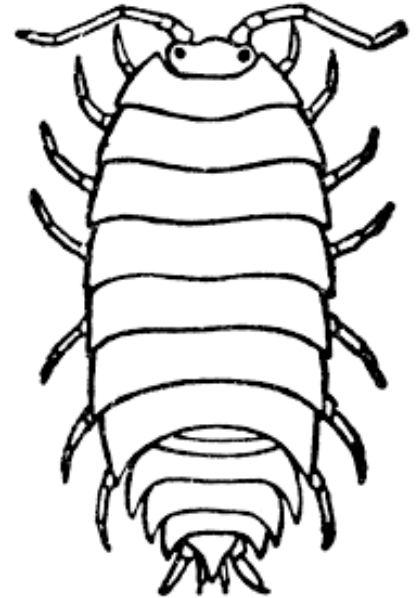
Bringing nature home



Animal: Ground beetle

Colour: black/brown

Found: wood piles/compost  
heaps/dead leaves



Animal: Woodlouse

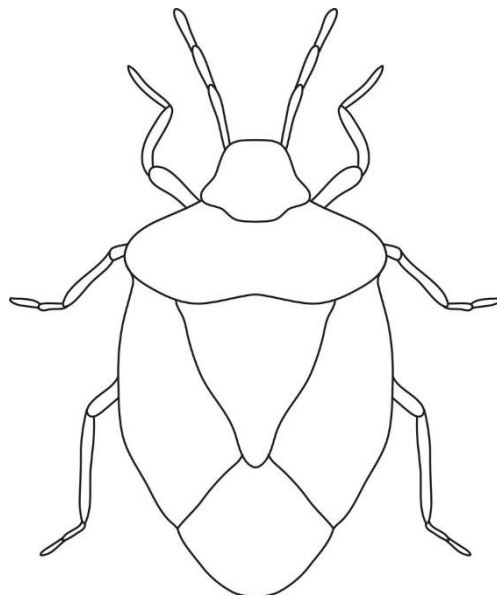
Colour: brown/grey

Found: on rocks/wood piles/compost  
heaps/dead leaves

Animal: Green shield  
bug

Colour: Green with  
small black dots in  
summer and  
green/bronze colour  
in autumn


Found: on green  
leaves



Animal: Frog

Colour: Grey/green/brown

Found: Damp grassy areas/  
near a pond/  
woodland



Bringing nature home